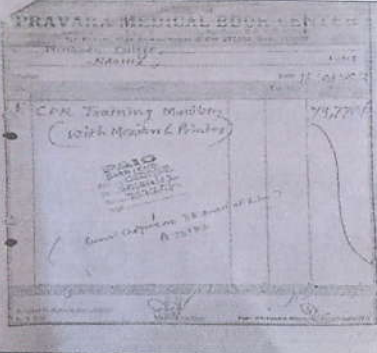












DHANVANTARI HOMOEOPATHIC MEDICAL COLLEGE AND HOSPITAL & RESEARCH CENTRE. NASHIK.






LIST OF MODELS/EQUIPMENTS OF CLINIC SKILL LAB

Sr. no	Name of model/equipments	Details	Photo
1	CPR training manikin (with monitor & printer)		
2	Indian female manikin (doll fiber glass)		
3	Child CPR training manikin	Skill Lab	








4	Infant CPR training manikin	Department of OBGY	
5	IV set	Department of Surgery	
6	Stethoscope	Department of Medicine	
7	Sphygmomanometer	Department of Medicine	








8	Models of internal organs of human body	Department of Medicine	 <p>GPS Map Camera Nashik, Maharashtra, India</p>
9	Models of circulatory system	Department of Medicine	 <p>GPS Map Camera Nashik, Maharashtra, India</p>
10	Surgical instruments	Department of Surgery	 <p>GPS Map Camera Nashik, Maharashtra, India 2274423 62100 PM GMT +05:30</p>
11	Model of stages of development of foetus	Department of OBGY	 <p>GPS Map Camera Nashik, Maharashtra, India 2274423 62100 PM GMT +05:30</p>
12	Model of - female pelvis	Department of OBGY	 <p>GPS Map Camera Nashik, Maharashtra, India</p>








13	New born baby	Department of OBGY	
14	Model of Internal reproductive organ of female	Department of OBGY	
15	Model of Different position of uterus	Department of OBGY	
16	Syringe	Department of Medicine	
17	Ambu bag	Department of Medicine	







18	Insulin syringe	Department of Medicine	 A photograph of an insulin syringe with a white plunger and a red base, standing upright on a wooden surface. A small GPS overlay is visible at the bottom right of the image.
18	Endotracheal tube	Department of Medicine	 A photograph of a clear, flexible endotracheal tube lying on a wooden surface. A small GPS overlay is visible at the bottom right of the image.
19	Ryles tube	Department of Medicine	 A photograph of a long, orange, flexible Ryles tube lying on a wooden surface. A small GPS overlay is visible at the bottom right of the image.
20	Foleys catheter	Department of Medicine	 A photograph of a Foleys catheter with an orange bulb and a clear tube, lying on a wooden surface. A small GPS overlay is visible at the bottom right of the image.
21	Knee hammer	Department of Medicine	 A photograph of a knee hammer, a metal tool with a flat head and a handle, lying on a wooden surface. A small GPS overlay is visible at the bottom right of the image.



22	ECG strips	Department of Medicine	 <p>GPS Map Camera Nashik, Maharashtra, India Sidi Plaza, Near Dhananjay College, Karmahade Gaon, Nashik, Maharashtra 422007, India Lat: 19.978187 Long: 73.762211 27/04/23 02:31 PM GMT +05:30</p>
23	X rays	Department of Medicine	 <p>GPS Map Camera Nashik, Maharashtra, India Dhananjay College, Karmahade Gaon, Nashik, Maharashtra 422007, India Lat: 19.978187 Long: 73.762211 27/04/23 02:31 PM GMT +05:30</p>
24	Tuning fork	Department of Medicine	 <p>GPS Map Camera Nashik, Maharashtra, India Sidi Plaza, Near Dhananjay College, Karmahade Gaon, Nashik, Maharashtra 422007, India Lat: 19.978187 Long: 73.762211 27/04/23 11:09 AM GMT +05:30</p>
25	Model of kidney	Department of Physiology	 <p>GPS Map Camera Nashik, Maharashtra, India Sidi Plaza, Near Dhananjay College, Karmahade Gaon, Nashik, Maharashtra 422007, India Lat: 19.978187 Long: 73.762211 27/04/23 11:09 AM GMT +05:30</p>
26	Model of brain	Department of Physiology	 <p>GPS Map Camera Nashik, Maharashtra, India Sidi Plaza, Near Dhananjay College, Karmahade Gaon, Nashik, Maharashtra 422007, India Lat: 19.978187 Long: 73.762211 27/04/23 11:09 AM GMT +05:30</p>



27	Model of Heart	Department of Physiology	 <p>Nashik, Maharashtra, India Sohi Plaza, Near Dhantwari College, Karambada Dorn, Nashik, Maharashtra 422007, India Lat: 19.877833° Long: 73.760214° 23/04/23 11:01 AM GMT +05:30</p>
28	Model of skin	Department of Medicine	 <p>Nashik, Maharashtra, India Sohi Plaza, Near Dhantwari College, Karambada Dorn, Nashik, Maharashtra 422007, India Lat: 19.877833° Long: 73.760214° 23/04/23 11:02 AM GMT +05:30</p>
29	Autoclave drum	Department of Medicine	 <p>Nashik, Maharashtra, India VQ92+V9R, Karambada Dorn, Nashik, Maharashtra 422007, India Lat: 19.877819° Long: 73.760688° 23/04/23 12:04 PM GMT +05:30</p>
30	proctoscope	Department of Medicine	 <p>Nashik, Maharashtra, India Sohi Plaza, Near Dhantwari College, Karambada Dorn, Nashik, Maharashtra 422007, India Lat: 19.877833° Long: 73.760214° 23/04/23 12:18 PM GMT +05:30</p>




PRINCIPAL
 Dhanvantari Homoeopathic Medical College
 and Hospital & Research Centre, Nashik